


# LED VAPOR TIGHT

## PRODUCT FEATURES



## APPLICATION


Vapor tight fixture are built for powerful lighting in harsh environments like car washer, airports, tunnels, parking garages and other maintenance areas...

## ORDER NUMBER

MODEL NUMBER	NAME	EFFICACY	WATT	CCT	VOLTAGE	ANGLE
38VPT014FTLEDXX	4FT Vapor Tight	130LPW	38W	35/40/50K	120-277V	110°
45VPT014FTLEDXX	4FT Vapor Tight	130LPW	45W	35/40/50K	120-277V	110°
52VPT014FTLEDXX	4FT Vapor Tight	130LPW	52W	35/40/50K	120-277V	110°
75VPT018FTLEDXX	8FT Vapor Tight	130LPW	75W	35/40/50K	120-277V	110°
90VPT018FTLEDXX	8FT Vapor Tight	130LPW	90W	35/40/50K	120-277V	110°

## LINE DRAWING

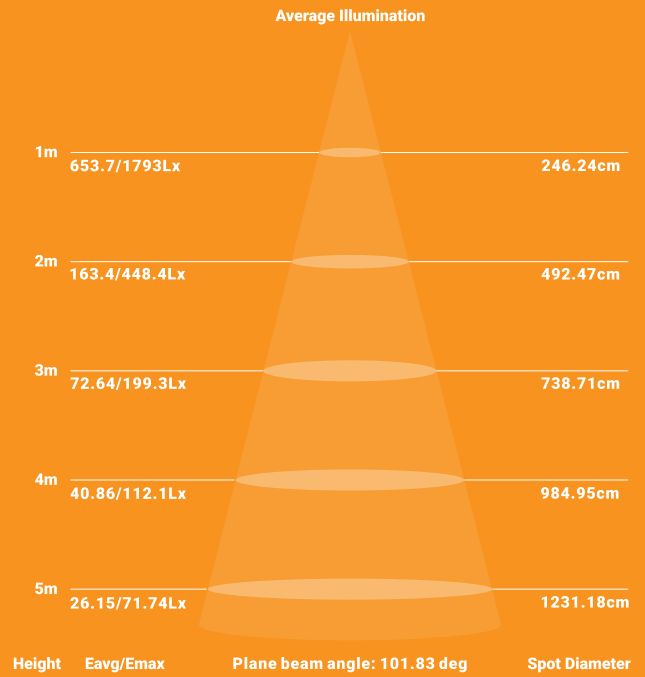
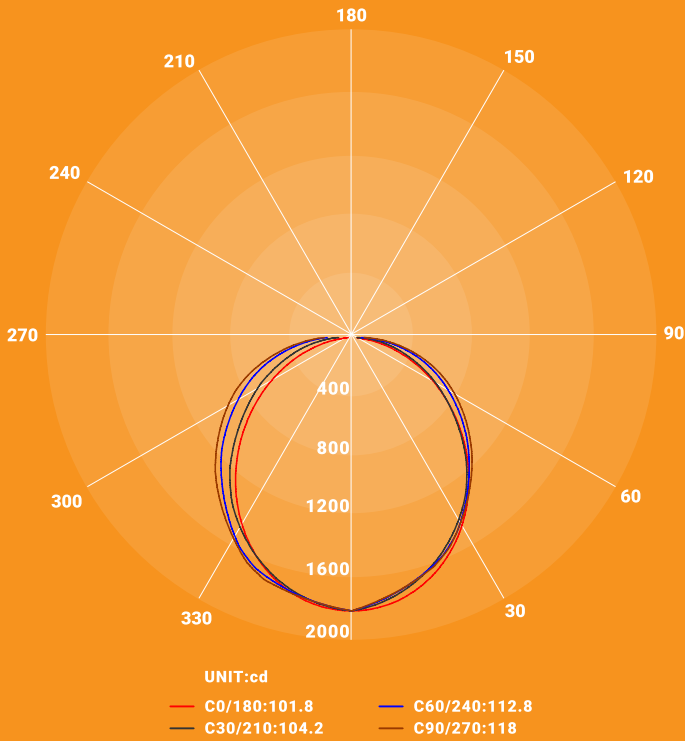
DIMENSIONS	L (mm)	W (mm)	H (mm)
2FT	600	90	80
4FT	1200	90	80
8FT	2400	90	80



# LED VAPOR TIGHT

## LUMINOUS INTENSITY DISTRIBUTION CURVE

(4FT 38W@4000K)



(4FT 52W@4000K)

