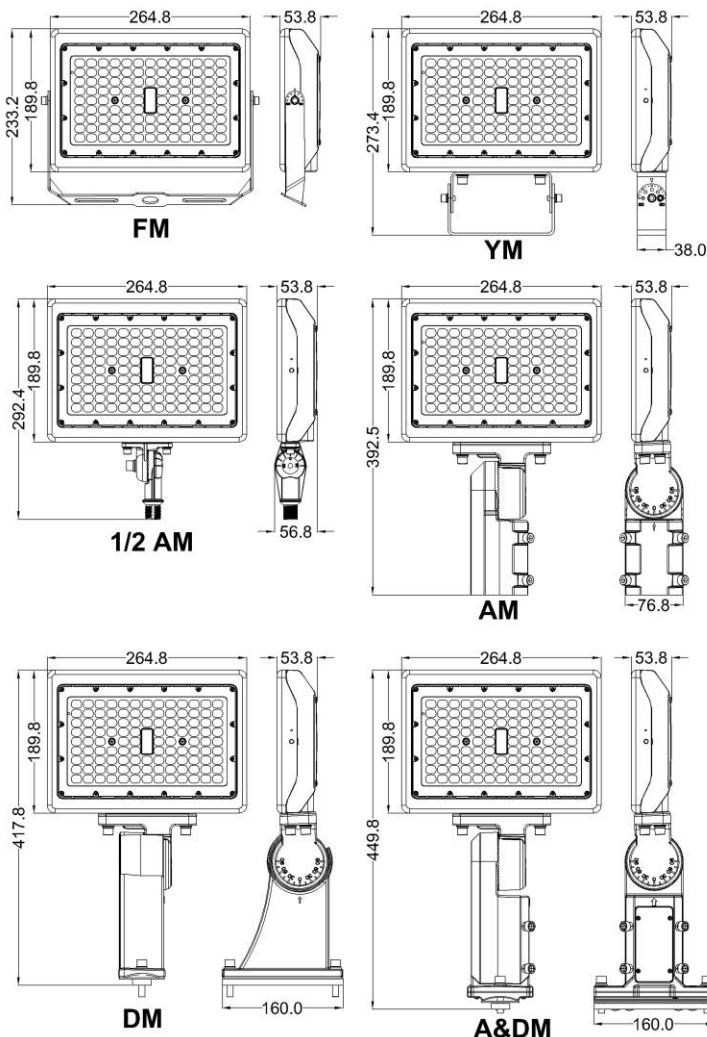




FM



DIMENSIONS



P/N: AST-FL06-90WXYA1-abcde

Note:

AST= Company name

FL06 = Product series, LED Flood Light

90W = Rating Power

X = LED manufacturer, X=C, for Seoul 3030

Y = Diffuser light angle type;

A1 = Version number

“a” can be any two letters for lamp colors;

“b” can be “3RP”, “3NP”, “5RP”, “5NP”, “7RP”

or “7NP” or blank for photocontrol provided or not;

“c” can be “10SP”, “20SP” or blank for Surge protector provided or not;

ADVANTAGE

- UL cUL certificate.
- IP65 driver, input voltage 120-277VAC.
- No UV or IR in the beam.
- Easy to install and operate.
- Energy saving, long lifespan.
- Light is soft and uniform, safe to eyes.
- Instant start, NO flickering, NO humming.
- Green and eco-friendly without mercury.

APPLICATION

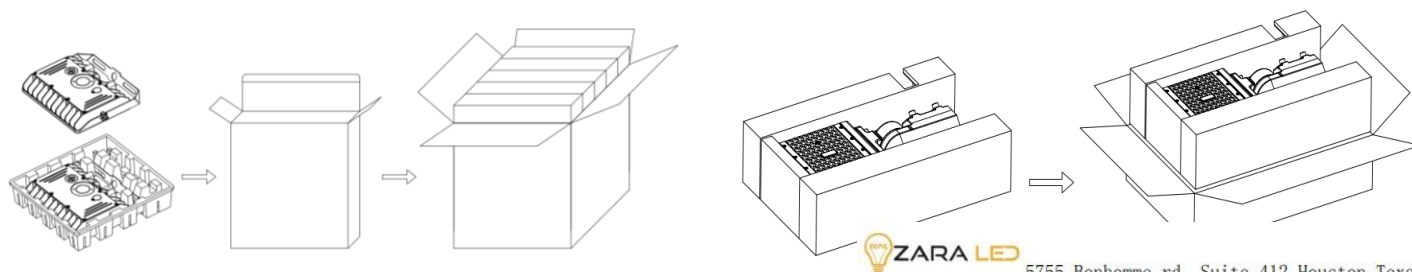
- Outdoor basketball court, tennis court.
- Badminton court, the football field.
- The school playground, stadium.
- Community leisure entertainment plaza,
- Warehouse, factory and workshops ;
- Highway toll station ;

SPECIFICATIONS

OPTICAL	Input Power	90W
	Cover	LENS
	Lumen	11250-12600LM
	Viewing Angle	7H6V
	Color Temperature	2700 - 6500K
	CRI	>80
ELECTRICAL	Input Voltage	120-277VAC 50/60Hz
	PF	≥0.9
	THD	≤20%
	Driver Model	China Brand Driver(1-10Vdc Dimmer)
	Optional Accessory	Photocell/Surge protector
MATERIALS	LED Type	SMD3030 (1W)
	LED Brand	Seoul
	LED QTY	112PCS
	Housing	Aluminum Alloy
	Housing Color	Any Colors
	Waterproof Rating	WET (IP65)
OTHERS	Operating Temperature	-40℃ TO 50℃
	Operating Humidity	10%-90% RH
	Storage Temperature	-40℃ TO 80℃
	Storage Humidity	10%-95% RH
	Warranty Time	5 Years

PACKAGE

		FM	YM	1/2 AM	FM	YM	1/2 AM	AM	DM	A&DM
Lamps Net Weight		2.6kg	2.8kg	2.5kg	3.0kg	3.2kg	2.9kg	3.9kg	4.2kg	4.6kg
Inner box	size	342*325*75mm			355*335*135mm			/		
	Qty/ Carton	1 PCS			1 PCS (Photocell)					
	Weight/Carton	2.9kg	3.1kg	2.8kg	3.4kg	3.6kg	3.3kg			
Outer box	size	394*338*362 mm			695*370*355 mm			485*315*150mm		
	Qty/ Carton	5 PCS			5 PCS (Photocell)			1PCS		
	Weight/Carton	15.3kg	16.3kg	14.8kg	17.8kg	18.8kg	17.3kg	4.6kg	4.9kg	5.3kg



FM / YM / 1/2 AM

AM / DM / A&DM

LIGHT DISTRIBUTION TESTING PARAMETERS

Luminaire Property

Luminaire Manufacturer:

Voltage: 119.6 V

Power: 93.90 W

Current: 0.788 A

Power Factor: 0.996

Photometric Results

IES Classification: Type II

Total Rated Lamp Lumens: 12552.2 lm

Efficiency: 100%

Upward Ratio: 1%

Central Intensity: 4819.41 cd

Pos of Max. Intensity: H180 V2

Longitudinal Classification: Very Short

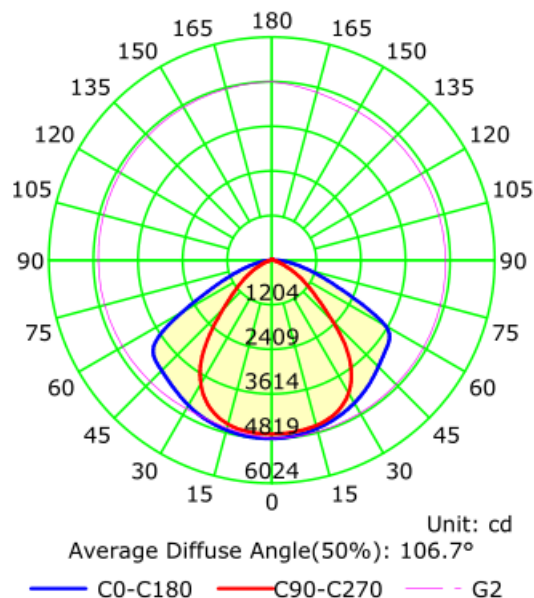
Measurement Flux: 12552.2 lm

Downward Ratio: 99%

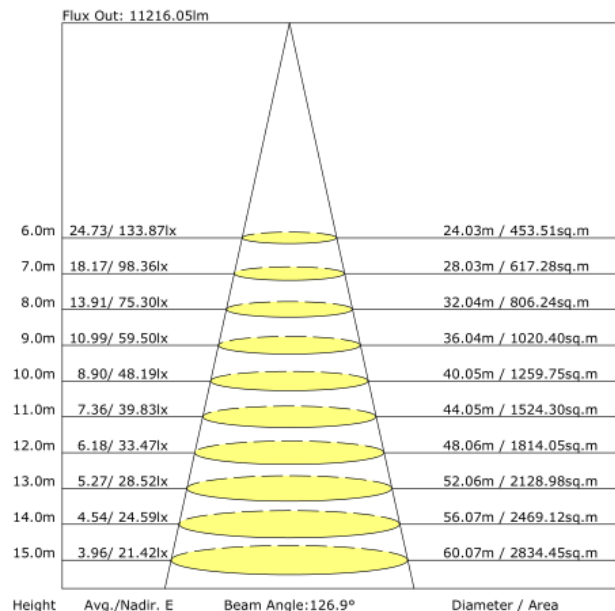
Luminaire Efficacy Rating (LER): 133.73

Max. Intensity: 4819.78 cd

Luminous Intensity Distribution Curve



The Average Illuminance Effective Figure



NOTICE FOR USER

- Please turn off power before install or change assembly parts.
- The input voltage and lamps should be matched, after connecting the power line, Please make sure the wiring section is insulated.
- No-professionals, must not install and disassemble the lamps.

TROUBLE SHOOTINGS

Troubles	Check points
Flickering of the light	Turn off the power and turn on again in 3 minutes. If same phenomena occur, then call agencies.
Out of working	Please check the connection.

