

Catalog Number:

Project Name:

Note:

Date:

Type:

DESCRIPTION

A flexible downlight solution supports surface mounting and retrofit installation .

With a PIR sensor.

High quality Iron shell with frosted PC diffuser.

Features color tunable technology lets the user choose between 2700K, 3000K, 3500K, 4000K, or 5000K.

Wet-location rated, ideal for garage, corridor hallways warehouse, in walk in closet, utility rooms and attics and many more.



BASED ON SAMPLE SETTING. ACTUAL LUMENS MAY VARY.

MODEL#	SIZE	WATTAGE	5CCT	LUMENS
6HVCT15D5WH-M	6inch	15W	2700K	920Lm
			3000K	970Lm
			3500K	1037Lm
			4000K	1055Lm
			5000K	1023Lm

TECHNICAL SPECIFICATION

VOLTAGE	120V
POWER FREQUENCY	60Hz
POWER FACTOR	>0.9
5CCT	2700K 3000K 3500K 4000K 5000K
CRI	90
BEAM ANGLE	120°
LAMP BEAD TYPE	2835
CONTROL METHOD	PIR Sensor
DELAY TURNING OFF THE LIGHT	1min/5min/8min
MATERIAL	PC+Iron
LIFESPAN	≥50,000hours
OPERATING TEMP	(-4°F~ 113°F) -20~45°C
DIMMABLE	Triac Dimming
RATING	Suitable for Wet Locations
WARRANTY	5 year limited

FEATURES

- Low profile, no flicker
- Continuous dimming from 100% to 5% with many Triac Dimmers
- Provide true color rendering with 90+ CRI

INSTALLATION

With multiple apertures, can be installed into any 5 or 6 inch recessed can, or any 3.5" inch junction box.

DIMMING

Compatible with most triac dimmers to give user a smooth 100%-5% dimming to choose the desired brightness. Please check the recommended dimmer list in next page.

ELECTRICAL

This fixture is built with the highest quality 120V drivers, ensuring energy efficiency.

ENERGY SAVINGS

80% more energy savings than halogen lamps.

LISTING

ETL Listed. Energy Star.FCC. Title24.




Catalog Number : Project Name : Note : Date : Type :

Anticlockwise to open the outside lens



The delay auto turn off light has the option of 1 minute /5 minutes /8 minutes.

Selectable CCT



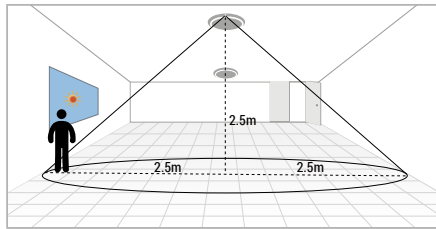
Product view



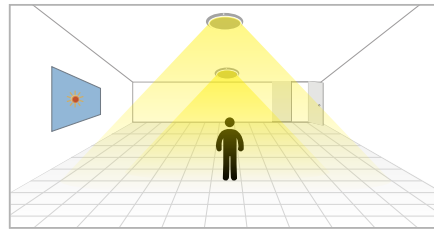
PIR SENSOR ON/OFF FUNCTION

During the day or evening, when the PIR sensor detects someone entering the sensing range, the light will turn on automatically; When the person leaves the sensing range, it will automatically turn off the lights after a few minutes (you can mobilize the switch on the side of the light to select the delay time at 1min/5min/8min).

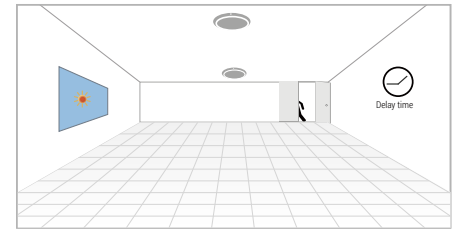
The detection range of PIR sensor around 16 feet;



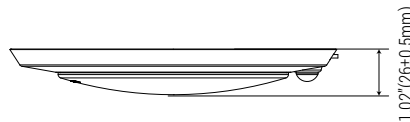
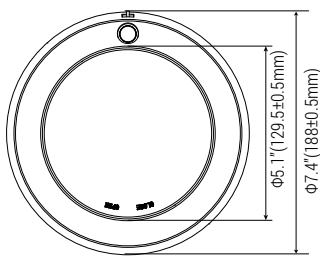
When the person is in the sensing area, the light will stay on until the person leaves;



When the person leaves the sensing range, it will automatically turn off the lights after a few minutes.



DIMENSION



RECOMMENDED DIMMER


LUTRON		LEVITON
TG-600PR-WH	SCL-153PH-WH	6672
S-600PR-WH	GT-600P	6674
CTCL-153PDH-WH	DVCL-153P	DSL06
TGCL-153PH-LA	PD-6WCL	IPL06
SLV-600P-AL	MACL-153M//MA-R	RNL06
DV-600PR-WH	MSCL-OP153M	

SURFACE MOUNT ACCESSORIES

PART	DESCRIPTION	QUANTITY
c	Wire Nuts	3
d	Screws	2

RETROFIT ACCESSORIES

PART	DESCRIPTION	QUANTITY
a	E26 Adapter	1
b	Mounting Springs	2
c	Wire Nuts	3



Specification subject to change without notice