

T8 LED TUBE Series - Bypass Ballast

DOUBLE SIDES LED SIGN TUBE, ENERGY EFFICIENT



T8 Double Sides LED Sign Tube - Clear Lens

(360° Brighter Double Sides Rotatable, Waterproof)

- Double Sides 360° Design with clear lens
- Double-end powered
- Base R17D rotatable- Bypass Ballast, No ballast needed
- Waterproof available
- Environmentally friendly without mercury
- 5 years warranty, rated for 50,000 hours



Input Voltage	AC100-277V	Viewing Angle	360°
PF	>0.9	Material	Aluminum+PC
CRI	>80	Operation Temperature	-68°C to 122°F
CCT	6500K	Environment	Dry, Damp
Base	Rotatable R17D	Rated Lifetime	50,000 hours
THD	<20%	Certification	ETL

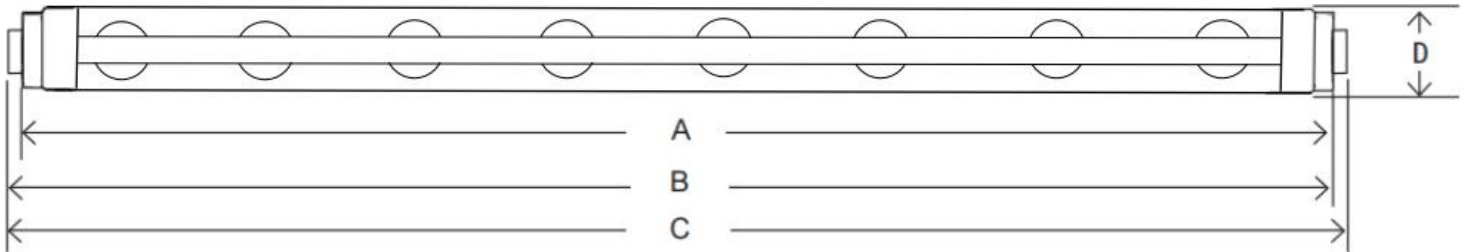


T8 LED TUBE Series - Bypass Ballast



DOUBLE SIDES LED SIGN TUBE, ENERGY EFFICIENT

Products Dimension



Model No.	A (mm)	B (mm)	C (mm)	D (mm)	Length (inch)	Wattage (W)
ZS-T8-D18in-15W	388	396	404	27.3	18	15
ZS-T8-D24in-18W	540	548	556	27.3	24	18
ZS-T8-D30in-20W	692	700	708	27.3	30	20
ZS-T8-D36in-20W	845	853	861	27.3	36	20
ZS-T8-D42in-25W	996	1004	1012	27.3	42	25
ZS-T8-D48in-28W	1148	1156	1164	27.3	48	28
ZS-T8-D60in-36W	1453	1461	1469	27.3	60	36
ZS-T8-D64in-40W	1556	1564	1572	27.3	64	40
ZS-T8-D72in-40W	1758	1766	1774	27.3	72	40
ZS-T8-D84in-48W	2062	2070	2078	27.3	84	48
ZS-T8-D96in-50W	2369	2377	2385	27.3	96	50
ZS-T8-D108in-55W	2671	1679	2687	27.3	108	55
ZS-T8-D117in-56W	2899	2907	2915	27.3	117	56
ZS-T8-D120in-60W	2975	2983	2991	27.3	120	60



T8 LED TUBE Series - Bypass Ballast



DOUBLE SIDES LED SIGN TUBE, ENERGY EFFICIENT

Product structure

R17D/HO Base
Double-end powered

Clear Lens Design

Waterproof Design

Double Sides
360°

- Double side bright, unique design
- SMD2835
- Direct installing, easy operation
- Running without ballast and starter
- 5 Years Warranty, Rated for 50,000 hours

WARRANTY 5 YEAR

50K HOURS

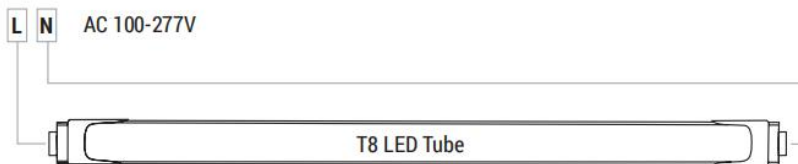
ETL US
Intertek
5003119

CE

RoHS

ISO 9001

Installation Instructions



1. Switch off power
2. Remove fluorescent tube
3. Bypass the ballast
4. Install LED tube
5. Switch on power



T8 LED TUBE Series - Bypass Ballast



DOUBLE SIDES LED SIGN TUBE, ENERGY EFFICIENT

Packing information

Model No.	Dimension	PCS/CTN	Dimensions / CTN	Net Weight / CTN	Gross weight / CTN
ZS-T8-D18in-15W	18 inch	50	46×38.5×21 cm	6.50 KG	8.20 KG
ZS-T8-D24in-18W	24 inch	50	61×38.5×21 cm	8.5 KG	10.20 KG
ZS-T8-D30in-20W	30 inch	50	76×38.5×21 cm	10.5 KG	12.40 KG
ZS-T8-D36in-20W	36 inch	50	91×38.5×21 cm	13.00 KG	15.10 KG
ZS-T8-D42in-25W	42 inch	50	108×38.5×21 cm	15.00 KG	17.30 KG
ZS-T8-D48in-28W	48 inch	25	121×20×21 cm	8.00 KG	9.25 KG
ZS-T8-D60in-36W	60 inch	25	151×20×21 cm	10.50 KG	11.78 KG
ZS-T8-D64in-40W	64 inch	25	161×20×21 cm	11.50 KG	11.78 KG
ZS-T8-D72in-40W	72 inch	25	181×20×21 cm	12.5 KG	14.20 KG
ZS-T8-D84in-48W	84 inch	20	211×20×16 cm	11.80 KG	13.21 KG
ZS-T8-D96in-50W	96 inch	20	241×20×16 cm	13.00 KG	15.30 KG
ZS-T8-D108in-55W	108 inch	20	272×20×16 cm	15.00 KG	17.8 KG
ZS-T8-D117in-56W	117 inch	20	272×20×16 cm	15.00 KG	17.8 KG
ZS-T8-D120in-60W	120 inch	20	302×20×16 cm	17.00 KG	19.80 KG



5755 Bonhomme rd, Suite 412 Houston, Texas 77036
Office: 281-840-8608


www.zaraled.com

T8 LED TUBE Series - Bypass Ballast

DOUBLE SIDES LED SIGN TUBE, ENERGY EFFICIENT



Applications



DOUBLE SIDES SIGN LED Tubes used in life

CAUTIONS

- Please read the product specification carefully first to confirm that the working environment is in line with the condition on the specification before it is used.
- Please confirm the input voltage and frequency before use.
- The light must be installed by professional personnel.
- If the power cord and case of the products are damaged, it will be regarded as disqualified product and should not be used.
- Dangerous high voltage. Non professional personnel should not repair.
- If external soft cable or wire of the product is damaged, the wire should be replaced by manufacturer or service agent or personnel with similar qualification to avoid danger.

